




Introducing

A Bury Beautiful World

Workshops



arc-burystedmunds.com

Introducing

A Bury Beautiful World

Workshops



Easy Peasy 4 Ingredient DIY Paint

This is such an easy paint recipe and you can get some lovely thick paint with vibrant colours.

What You Need:

340g of flour

340ml of water

340g of salt

A range of different food colouring gels or liquids or liquid watercolour or other pigments

Muffin/cake tin

Large mixing bowl

Makes 12 colours

How To Make:

1. In a large bowl mix the water, salt and flour until there are no lumps. I find that whisking with an electric whisk works much better (if you have one), to get rid of lumps.
2. Add a few drops of liquid or gel food colouring to each and mix well. Or you could even experiment with natural and other pigments. A great one to experiment with is using old make up such as eyeshadow as this contains a pigment called mica that usually produces a nice vibrant and sometimes iridescent colour.
3. You can then paint with them straight away.